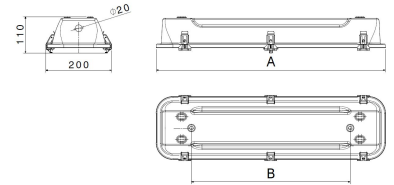
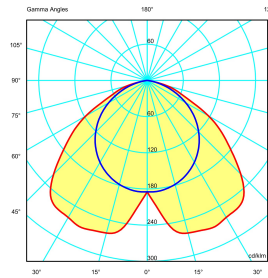





SERIES RINO
LINEAR FIXTURE
CODE 843511



Tipo Lampada (W)	A (mm)	B (mm)
18W T5 - 24W T5 - Led	600	480
36W T5-28 + 24W T5 - Led	1300	1090
58W T8-35, 49 e 80W T5 - Led	1600	1395



Datasheet

Lighting characteristics

Lamp power	(1+1)x24W
Optics type	White reflector RAL9016
Optics	Symmetrical
Emergency function	-

Mechanical characteristics

Manufacturing material	Galvanized and painted steel
Treatment type	Galvanizing with passivation
Surface finishing	Atoxic, anti UV polyester paint oven polymerized
Colour	WHITE RAL 9016
Diffuser type	TRANSPARENT TEMPERED GLASS
IP Protection degree	IP66/IP67
Shock resistance	IK09 according to IEC/EN 62262
Corrosivity category	C3 (ISO 12944)
Net Weight	3.2 KG
Working Environment Temp.	Min: -25°C ;Max: +50°C
Warehousing Temperature	Min: -40°C ;Max: +70°C

Electrical characteristics

Insulation Class	I
Supply Voltage	220V-240V 0/50/60Hz
Control system/dimming	Standard on-off
Power Supply Unit	Electronic
Lampholder type	G5
Light source type	T5
Hole type	M20
Max conductor section	2.5 mm ²
Tightening diameter	Min 7 mm; Max 14 mm

Reference Standards and Directives

Certification and approval marks	CE
Directives	2009/125/EC (ERP), 2011/65/EU (RoHS), 2012/19/EU (WEEE), 2014/30/EU (EMC), 2014/35/EU (LVD)
Reference Standards	EN 60598-1:2015, EN 60598-2-1:1989, EN 60598-2-22:2014, EN 62493:2015, EN IEC 63000:2018

Equipment Included -

The images are purely indicative. The indicated values of luminous flux and declared power have tolerances of +/- 7%. Palazzoli reserves the right to make changes without notice.